



# Standard Report Guide

## Location Report Sampling

Version 24.x  
Last Modified 24.3 | September 2024

© 2024 AssetWorks Inc., its subsidiaries and affiliates. All rights reserved.  
Private and Confidential. Not for public dissemination.

Information contained in this document is proprietary to AssetWorks Inc. and may be used or disclosed only with written permission from AssetWorks Inc. This guide, or any part thereof, may not be reproduced without the prior written permission of AssetWorks Inc. This document refers to numerous products by their trade names. In most, if not all, cases these designations are claimed as Trademarks or Registered Trademarks by their respective companies. This document and the related software described in this manual are supplied under license or nondisclosure agreement and may be used or copied only in accordance with the terms of the agreement. The information in this document is subject to change without notice and does not represent a commitment on the part of AssetWorks Inc. The names of companies and individuals used in the sample database and in examples in the manuals are fictitious and are intended to illustrate the use of the software. Any resemblance to actual companies or individuals, whether past or present, is purely coincidental.

## Technical Support

AssetWorks provides several ways to connect with the Customer Support team. Be prepared to provide detailed information to the representative. If you are reporting an issue by email, include screen shots of your problem. This will provide the Customer Support representative with the information needed to respond quickly and effectively.

Customer Support is available Monday through Friday, 7:00 a.m. to 7:00 p.m., Eastern Time.

Telephone: 1-610-225-8300

Email: [M5Support@AssetWorks.com](mailto:M5Support@AssetWorks.com)

Website: [AssetWorks Community](#)

The support website can be used to open issues, subscribe to user groups and download documentation, as well as to access the latest AssetWorks news. For secure access to the website, contact Customer Support by calling the number above.

# Standard Report Guide – Location Report Sampling

Version 24.x

Last Modified 24.3 | September 2024

## Contents

1. Location Class Summary .....	4
2. Location Cost Summary .....	6
3. Location Job Priority Status .....	8
4. Location Labor Productivity .....	10
5. Location Labor Standard .....	12
6. Location Period PM Summary .....	14
7. Location Period WO Summary .....	16
8. Location PM Summary .....	18
9. Location Reason Summary .....	20
10. Location YTD PM Summary .....	22
Filters .....	24
11. _LocClassFilters .....	24
12. _LocCostHistFilters .....	24
13. _LocLaborProdFilters .....	24
14. _LocLaborStdFilters .....	24
15. _LocpdWOSumFilters .....	25
16. _LocPMSumFilters .....	25
17. _LocReasonSumFilters .....	25
Updates .....	26

# 1. Location Class Summary

## Location Class Summary

Fleet

Report Printed: 04-Mar-2021 11:11:27 By User: AMY.KUNKLE

	201901	201902	201903	201904	201905	201906	201907	201908	201909	201910	201911	201912	TOTAL
<b>LOCATION: CLKS - CLARKSBURG SERVICE CENTER</b>													
<b>ASSET CLASS: B - LIGHT TRUCKS</b>													
Repairs	0	0	0	0	0	0	0	0	0	5,940	0	0	5,940
Ownership	0	0	0	0	0	0	0	0	0	0	0	0	0
Indirect	10,007	10,007	10,007	10,007	10,007	10,007	10,007	10,007	10,007	10,007	10,007	10,007	120,084
Fuel	0	0	0	0	0	0	0	0	0	0	0	0	0
Electric Fuel	0	0	0	0	0	0	0	0	0	0	0	0	0
<b>Total Cost</b>	<b>10,007</b>	<b>10,007</b>	<b>10,007</b>	<b>10,007</b>	<b>10,007</b>	<b>10,007</b>	<b>10,007</b>	<b>10,007</b>	<b>10,007</b>	<b>15,947</b>	<b>10,007</b>	<b>10,007</b>	<b>126,024</b>
Use Meter1	0	0	0	0	0	0	0	0	0	0	0	0	0
Use Meter2	0	0	0	0	0	0	0	0	0	0	0	0	0
Cost/Usage1	0.00	0.00	0.00	0.00	0.00	0.00	0.00	0.00	0.00	0.00	0.00	0.00	0.00
Cost/Usage2	0.00	0.00	0.00	0.00	0.00	0.00	0.00	0.00	0.00	0.00	0.00	0.00	0.00
Unit Count:	1,191	1,191	1,191	1,191	1,191	1,191	1,191	1,191	1,191	1,191	1,191	1,191	1,191
<b>ASSET CLASS: C - HEAVY DUTY TRUCKS</b>													
Repairs	0	0	0	0	0	0	0	0	0	0	0	0	0
Ownership	27,488	27,488	27,488	27,488	27,488	27,488	27,488	27,488	27,488	27,488	27,488	27,488	329,858
Indirect	865	865	865	865	865	865	865	865	865	865	865	865	10,378
Fuel	0	0	0	0	0	0	0	0	0	0	0	0	0
Electric Fuel	0	0	0	0	0	0	0	0	0	0	0	0	0
<b>Total Cost</b>	<b>28,353</b>	<b>28,353</b>	<b>28,353</b>	<b>28,353</b>	<b>28,353</b>	<b>28,353</b>	<b>28,353</b>	<b>28,353</b>	<b>28,353</b>	<b>28,353</b>	<b>28,353</b>	<b>28,353</b>	<b>340,236</b>
Use Meter1	0	0	0	0	0	0	0	0	0	0	0	0	0
Use Meter2	0	0	0	0	0	0	0	0	0	0	0	0	0
Cost/Usage1	0.00	0.00	0.00	0.00	0.00	0.00	0.00	0.00	0.00	0.00	0.00	0.00	0.00
Cost/Usage2	0.00	0.00	0.00	0.00	0.00	0.00	0.00	0.00	0.00	0.00	0.00	0.00	0.00
Unit Count:	162	162	162	162	162	162	162	162	162	162	162	162	162

<b>Default Report Title:</b>	Location Class Summary	<b>Version:</b>	21.0	<b>DAF:</b>	N	<b>Multi-Currency:</b>	N	<b>Updated:</b>	Dec 2020
<b>ASP File:</b>	Reports/Location/LocClassSumParm.aspX	<b>Report File:</b>	Reports/Location/LocClassSum.rpt						
<b>Filter File:</b>	Reports/Location/_LocClassFilters.aspX	<b>Export Report File:</b>	n/a						
<b>Purpose:</b>	Listing by fiscal period, the costs of repairs, maintenance, fuel, mileage for a running year.								
Database Tables		Group 1 Options		Group 2 Options			Field Sort Options		
CATEGORY		<b><i>Location</i></b>		<b><i>Asset Class</i></b>			<b><i>Fiscal Period</i></b>		
CATEGORY_CLASS		Region		Category					
COMPANY_MAIN									
DEPT_MAIN									
LOC_GEN									
LOC_GEN_REGION (alias)									
(alias – loc_gen)									
MODULE_FLAGS									
VIEW_CATEGORY_HIST (alias)									
(alias -- view_loc_category_hist)									
VIEW_ORGANIZATION									
<b>Other Parameters:</b>		From Period							
<b>Default Selection Formula:</b>		VIEW_CATEGORY_HIST.FISC_PD >= From Period and VIEW_CATEGORY_HIST.FISC_PD < (From Period +100) and MODULE_FLAGS.MOD_FLAG_NO = 1012.00							

## 2. Location Cost Summary

### Maintenance Location Cost History

Fleet

Report Printed: 04-Mar-2021 11:16:11 By User: AMY.KUNKLE

	201901	201902	201903	201904	201905	201906	201907	201908	201909	201910	201911	201912	TOTAL
<b>LOCATION BRITES - Brian's Location &amp; carwash</b>													
<b><u>Unit Repairs</u></b>													
Labor Hrs	-	-	2	-	-	-	-	306	0	-	-	-	308
Labor	-	-	40	1	-	-	-	-	0	-	-	-	41
Parts	-	-	120,042,854	-	-	-	-	-	0	-	-	-	120,042,854
Commercial	-	3	-	-	-	101	-	-	0	-	-	-	104
Unit Repairs	-	3	120,042,894	1	-	101	-	-	-	-	-	-	120,042,998
<b><u>Department Repairs</u></b>													
Labor Hrs	-	-	-	-	-	-	-	-	0	-	-	-	-
Labor	-	-	-	-	-	-	-	-	0	-	-	-	-
Parts	-	-	55	13	-	-	22	-	0	-	-	-	90
Commercial	-	-	-	-	-	-	-	-	0	-	-	-	-
Department Repairs	-	-	55	13	-	-	22	-	-	-	-	-	90
<b><u>Indirect Repairs</u></b>													
Indirect Labor	-	1,633	1,633	1,633	1,633	1,633	1,633	-	1,633	-	1,633	1,633	17,968
Indirect Part	-	61	61	61	61	61	61	61	61	61	61	61	676
Indirect Comm'l	-	290	290	290	290	290	290	290	290	290	290	290	3,186
Total Indirect	-	1,985	1,985	1,985	1,985	1,985	1,985	351	1,985	351	1,985	1,985	21,831
<b><u>Ownership</u></b>													
Depreciation	-	8,398	8,397	8,398	8,398	9,898	9,897	9,898	9,896	2,407	2,407	2,407	80,398
Replacement	-	-	-	-	-	-	-	-	-	-	-	-	-
Lease	-	-	-	-	-	-	-	-	-	-	-	-	-
License Fees	-	-	-	-	-	-	-	-	-	-	-	-	-
Total Ownership	-	8,398	8,397	8,398	8,398	9,898	9,897	9,898	9,896	2,407	2,407	2,407	80,398
<b><u>Fuel</u></b>													
Direct Fuel	-	-	-	-	-	-	-	-	-	-	-	-	-
Indirect Fuel	-	86	86	86	86	86	86	86	86	86	86	86	943
Electric Fuel	-	-	-	-	-	-	-	-	-	-	-	-	0
Total Fuel	-	86	86	86	86	86	86	86	86	86	86	86	943
Total Cost	-	10,471	120,053,416	10,481	10,468	12,069	11,990	10,334	11,967	2,843	4,477	4,477	120,142,993
<b><u>Total Usage</u></b>													
Use Meter1	-	276,172,999	734,334,396	581,613,932	734,334,396	581,613,932	734,334,402	734,334,402	581,613,938	734,334,402	581,613,938	457,003,628	731,304,367
Use Meter2	-	276,052,471	734,200,950	581,484,790	734,200,950	581,484,790	734,200,950	734,200,950	581,484,790	734,200,950	581,484,790	456,934,353	729,930,733
<b><u>Average Cost/Use</u></b>													
Cost/Usage1	-	-	0.03	-	-	-	-	-	-	-	-	-	-
Cost/Usage2	-	-	0.03	-	-	-	-	-	-	-	-	-	-

<b>Default Report Title:</b>	Location Cost Summary	<b>Version:</b>	21.0	<b>DAF:</b>	N	<b>Multi-Currency:</b>	N	<b>Updated:</b>	Jan 2021
<b>ASP File:</b>	Reports/Location/LocCosHistParm.aspX	<b>Report File:</b>	Reports/Location/LocCostHist2.rpt						
<b>Filter File:</b>	Reports/Location/_LocCostHistFilters.aspX	<b>Export Report File:</b>	n/a						
<b>Purpose:</b>	Lists by location for 12 periods, the costs associated with a unit – labor, parts, depreciation, replacement, etc.								
Database Tables		Group 1 Options		Group 2 Options			Field Sort Options		
COMPANY_MAIN		<i>Location</i>		<i>Unit Type</i>			<i>Fiscal Period</i>		
LOC_GEN		Region							
LOC_GEN_REGION (alias)									
MODULE_FLAGS									
VIEW_MAINT_LOC_HIST									
<b>Other Parameters:</b>	From Period								
<b>Default Selection Formula:</b>	VIEW_MAINT_LOC_HIST.FISC_PD >= From Period and VIEW_MAINT_LOC_HIST.FISC_PD < From Period +100 and VIEW_MAINT_LOC_HIST.UNIT_TYPE is one of U, D and MODULE_FLAGS.MOD_FLAG_NO = 1012.00								

### 3. Location Job Priority Status

Asset Solutions Division

Report Printed: 1/11/2012 7:34:35AM By User: CSI

#### Location Job Priority

Priority	Open Jobs	Total Est. Hours	Shift Avg. Priority
<b>Location: BRITES - Brians Location</b>			
<b>Shift: 2 - AFTERNOON SHIFT (15:00-23:30)</b>			
0	2	1.0	
4	1	0.0	
5	1	0.0	
<b>Shift Total:</b>	<b>4</b>	<b>1.0</b>	<b>2.25</b>
<b>Shift: 248 - SUNDAY-MONDAY</b>			
0	2	1.0	
<b>Shift Total:</b>	<b>2</b>	<b>1.0</b>	<b>0.00</b>
<b>Shift: - Unassigned</b>			
0	58	22.5	
1	4	8.0	
3	2	0.0	
4	19	7.3	
5	20	7.3	
6	1	0.0	
<b>Shift Total:</b>	<b>104</b>	<b>45.1</b>	<b>1.85</b>
<b>Location Total:</b>	<b>110</b>	<b>47.1</b>	<b>1.83</b>



<b>Default Report Title:</b>	Location Job Priority Status	<b>Version:</b>	21.0	<b>DAF:</b>	N	<b>Multi-Currency:</b>	N	<b>Updated:</b>	Mar 2021
<b>ASP File:</b>	Reports/Location/LocJobPriorParm.aspX	<b>Report File:</b>	Reports/Location/LocJobPrior.rpt						
<b>Filter File:</b>	Reports/Location/_LocPdWOSumFilters.aspX	<b>Export Report File:</b>	n/a						
<b>Purpose:</b>	Listing by location and shift, the priority, how many open jobs, the estimated hours and the average priority.								
<b>Database Tables</b>		<b>Group 1 Options</b>		<b>Group 2 Options</b>			<b>Field Sort Options</b>		
COMPANY_MAIN		<i>Location</i>		<i>Shift Code</i>			<i>priority</i>		
EMP_MAIN									
LOC_GEN									
SHIFT_DEF									
SHIFT_DEF_EMP (alias)									
(alias – shift_def)									
VIEW_O_JOB									
VIEW_O_WO									
VIEW_WO_LOC									
<b>Other Parameters:</b>		n/a							
<b>Default Selection Formula:</b>		VIEW_O_WO_JOB.STATUS <> "DON"							

#### 4. Location Labor Productivity

### Location Labor Productivity

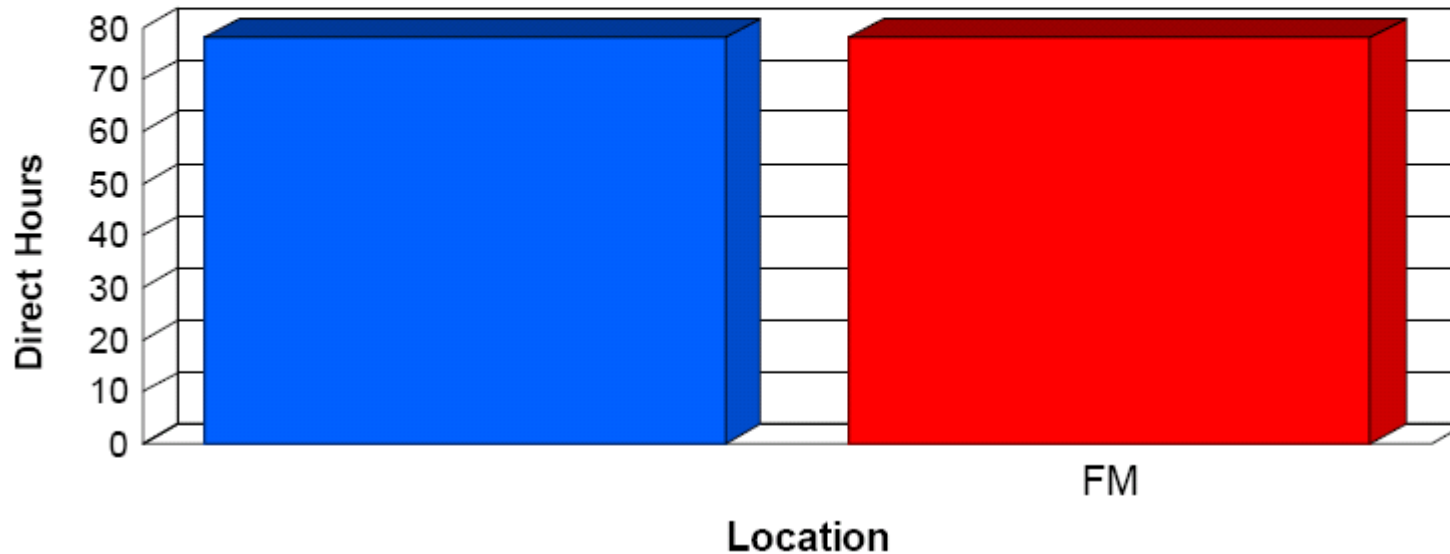
Asset Solutions Division

Report Printed: 1/11/2011 7:34:59AM By User: CSI

Date Range:		Indirect Charges		Direct Charges		Emp ID	Trans	Total Hours	% Direct
5/12/2000 12:01:00AM to 1/10/2011 4:02:56PM		Count	Hours	Count	Hours	Count	Count		Hours
REGION: ALARM - ALARM CENTER									
	fleet maintenance location 3			0		0	1	0.00	
FM	FLEET MAINT FACILITY	501	500.56	43	78.03	24	77	578.59	13.5%
	FM Special Location for use by interface			0		0	1	0.00	
	fmz			0		0	1	0.00	
ALARM	ALARM CENTER	501	500.56	78	78.03	24	81	578.59	13.5%

### Total Direct Hours By Location

For ALARM



<b>Default Report Title:</b>	Location Labor Productivity	<b>Version:</b>	19.0	<b>DAF:</b>	N	<b>Multi-Currency:</b>	N	<b>Updated:</b>	June 2019
<b>ASP File:</b>	Reports/Location/LocLaborProdParm.aspX	<b>Report File:</b>	Reports/Location/LocLaborProd.rpt						
<b>Filter File:</b>	Reports/Location/_LocLaborProdFilters.aspX	<b>Export Report File:</b>	n/a						
<b>Purpose:</b>	Lists by location for a date range, the direct and indirect charges, the number of employees, and how many transactions were performed and the total hours worked. At the end of the report is a graph displaying the total direct hours by location.								
Database Tables		Group 1 Options		Group 2 Options			Field Sort Options		
COMPANY_MAIN		<i>Location Region</i>		<i>Location</i>					
LOC_GEN									
LOC_GEN_REGION (alias)									
(alias – loc_gen)									
VIEW_EMP_LABOR_JNL									
VIEW_O_JOB									
<b>Other Parameters or Charts / Graphs:</b>	Total Direct Hours by Location								
<b>Default Selection Formula:</b>	LOC_GEN.MAINT_FL = "Y"								

## 5. Location Labor Standard

### Location Labor Standard Analysis

Asset Solutions Division

Report Printed: 1/21/2011 7:37:06AM By User: CSI

Job Loc	WO No	Unit No	Tech Spec	Job Code	Job Description	Employee	Start Date	Act Hrs	Tot Hrs	Std Hrs	Tot Var	Pct Dev	
Location: NORMM - NORMANDIE COMPLEX MAINTENANCE													
Asset Class: : A - AUTOMOBILES													
NORMM	3213900092	U0719	12	01-01	REPAIR AIR CONDITIONING	1	12/13/2010 12:00:00AM	1.00	1.00	10.00	(9.00)	(90.0)	
Total Actual Under Standard for Location: NORMM									Jobs: 1	1.00	10.00	(9.00)	(90.0)
Subtotal Asset Class: A:							Jobs: 1	1.00	10.00	(9.00)	(90.0)		
Asset Class: : B - LIGHT TRUCKS													
NORMM	3213899797	RBTEST	V9705	01-01	REPAIR AIR CONDITIONING	1	6/22/2010 4:07:42PM	1.00	3.00	10.00	(7.00)	(70.0)	
NORMM	3213899797			01-01			6/22/2010 4:07:42PM	1.00					
NORMM	3213899797			01-01			6/22/2010 4:07:42PM	1.00					
NORMM	3213899797			01-02	REPAIR CAB & SHEET METAL		6/22/2010 4:07:42PM	1.00	1.00		(9.00)	(90.0)	
Total Actual Under Standard for Location: NORMM									Jobs: 2	4.00	20.00	(16.00)	(80.0)
Subtotal Asset Class: B:							Jobs: 2	4.00	20.00	(16.00)	(80.0)		
Total Location NORMM - NORMANDIE COMPLEX MAINTENANCE:							Jobs: 3	5.00	30.00	(25.00)	(83.3)		

<b>Default Report Title:</b>	Location Labor Standard	<b>Version:</b>	19.0	<b>DAF:</b>	N	<b>Multi-Currency:</b>	N	<b>Updated:</b>	June 2019
<b>ASP File:</b>	Reports/Location/LocLaborStdParm.aspx	<b>Report File:</b>	Reports/Location/LocLaborStd.rpt						
<b>Filter File:</b>	Reports/Location/_LocLaborStdFilters.aspx	<b>Export Report File:</b>	n/a						
<b>Purpose:</b>	Listing by job location, work order number, unit number and tech spec, all of the employee numbers, their start date and the hours worked.								
Database Tables		Group 1 Options		Group 2 Options			Field Sort Options		
VIEW_LOCLABORSTD	None	<b>None</b>		None					
VIEW_O_JOB	<b>Location</b>	Location		Location					
VIEW_O_WO	Region	Region		Region					
VIEW_UDC_MAIN	Owning Department	Owning Department		Owning Department					
	Using Department	Using Department		Using Department					
	Job	Job		Job					
	System	System		System					
	Job Reason	Job Reason		Job Reason					
	Unit / Dept / Comp No	Unit / Dept / Comp No		Unit / Dept / Comp No					
	Unit Status	Unit Status		Unit Status					
	Activity Code	Activity Code		Activity Code					
	Billing Code	Billing Code		Billing Code					
	MCC	MCC		MCC					
	Operator Class	Operator Class		Operator Class					
	Asset Class	Asset Class		Asset Class					
	Category	Category		Category					
	Tech Spec	Tech Spec		Tech Spec					
	Year	Year		Year					
	Manufacturer	Manufacturer		Manufacturer					
	Make	Make		Make					
<b>Other Parameters:</b>	From Period	To Period			Group Over / Under				
	Standard Variance	Standard Type			Hide Detail				
<b>Default Selection Formula:</b>	VIEW_LOCLABORSTD.ORIG_LABOR_ID is NULL and (VIEW_O_WO.FISC_PD >= From Period and VIEW_O_WO.FISC_PD <= To Period ) and (VIEW_O_JOB.ACT_LABOR_HRS is NOT NULL and VIEW_O_JOB.ACT_LABOR_HRS <> 0 )								

## 6. Location Period PM Summary

### Location Period PM Summary

Asset Solutions Division

Report Printed: 1/11/2011 7:38:18AM By User: CSI

Location	PM Jobs Due	PM Jobs Opened	PM Jobs Complete	PM Jobs Incomplete	% Due Completed	Scheduled Hours	Actual Hours	% of Sched Hours
Region: -						Period: 201001		
6E	1	0	0	0	0.0%	0.0	0.0	0.0%
CLKS	1	0	0	0	0.0%	0.0	0.0	0.0%
CNLOC1	3	0	0	0	0.0%	0.0	0.0	0.0%
CONN	5	0	0	0	0.0%	0.0	0.0	0.0%
GASS	1	0	0	0	0.0%	0.0	0.0	0.0%
GCC	1	0	0	0	0.0%	2.0	0.0	0.0%
SMAR	2	0	0	0	0.0%	0.0	0.0	0.0%

Region Total:	14	0	0	0	0.0%	2.0	0.0	0.0%
---------------	----	---	---	---	------	-----	-----	------



## 7. Location Period WO Summary

### Location Period WO Summary

Asset Solutions Division

Report Printed: 1/11/2011 7:40:49AM By User: CSI

Labor Count	Labor Hours	Labor Cost	Labor Total	Part Count	Part Qty	Part Cost	Part Total	Comm Count	Comm Cost	Comm Total	Cost Total	Work Order Total
<b>Location: PARK - PARKERSBURG SERVICE CENTER</b>												
201001	-	-	-	-	-	-	-	-	-	-	-	-
YTD	-	-	-	-	-	-	-	-	-	-	-	-
<b>Location: WAYNE - Wayne Test Location</b>												
201001	-	-	-	-	-	-	-	-	-	-	-	-
YTD	-	-	-	-	-	-	-	-	-	-	-	-
<b>Location: WHIT - WHITE HALL SERVICE CENTER</b>												
201001	-	-	-	-	-	-	-	-	-	-	-	-
YTD	-	-	-	-	-	-	-	-	-	-	-	-
201001	-	-	-	-	-	-	-	2	321	321	321	321
YTD	-	-	-	-	-	-	-	2	321	321	321	321





## 8. Location PM Summary

### Location PM Summary

Asset Solutions Division

Report Printed: 1/11/2011 7:41:50AM By User: CSI

	201001	201002	201003	201004	201005	201006	201007	201008	201009	201010	201011	201012	Net Diff
<b>LOCATION BRITES - Brians Location</b>													
<i>Jobs Due</i>													
Current Pd	0	0	3	2	1	0	2	3	9	4	9	23	56
Prior Pd	11	10	9	10	10	11	9	8	6	11	15	18	11
<b>Total Due</b>	<b>11</b>	<b>10</b>	<b>12</b>	<b>12</b>	<b>11</b>	<b>11</b>	<b>11</b>	<b>11</b>	<b>15</b>	<b>15</b>	<b>24</b>	<b>41</b>	<b>67</b>
<i>Jobs Completed</i>													
Current Pd	0	0	0	1	0	0	1	2	3	0	2	3	12
Prior Pd	1	1	2	1	0	2	2	2	1	0	3	2	18
Future Pd	0	0	0	0	0	0	1	0	0	0	1	0	2
<b>Total Complete</b>	<b>1</b>	<b>1</b>	<b>2</b>	<b>2</b>	<b>0</b>	<b>2</b>	<b>4</b>	<b>4</b>	<b>4</b>	<b>0</b>	<b>6</b>	<b>5</b>	<b>32</b>
Pct Current Pd	0%	0%	0%	50%	0%	0%	50%	67%	33%	0%	22%	13%	21%
Pct Completed	9%	10%	17%	17%	0%	18%	36%	36%	27%	0%	25%	12%	48%
Pct Overdue	91%	90%	83%	83%	100%	82%	64%	64%	73%	100%	75%	88%	52%



## 9. Location Reason Summary

### Location Job Reason Summary

Asset Solutions Division

Report Printed: 1/11/2011 7:42:34AM By User: CSI

Job Visit Reason	Job Count		Labor Hours		Labor Cost		Part Cost		Commercial Cost		Total Cost	
	201001	YTD	201001	YTD	201001	YTD	201001	YTD	201001	YTD	201001	YTD

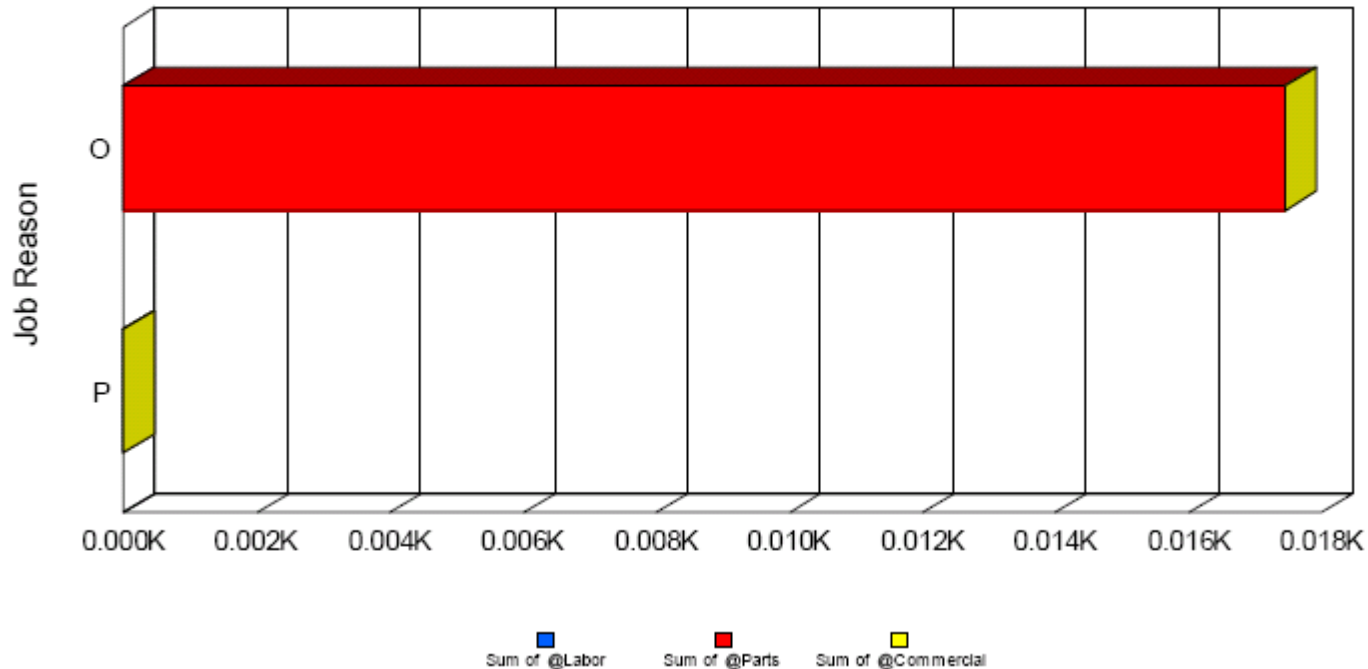
REGION: NORMMM - NORMANDIE COMPLEX MAINTENANCE

LOCATION: FM - FLEET MAINT FACILITY

*Maintenance Reasons*

O PLANNED REPAIRS - S	-	1	-	-	-	0	-	17	-	0	-	17
P PREVENTIVE MAINT - S	-	1	-	-	-	0	-	0	-	0	-	-
<i>Maintenance Total</i>	-	2	-	-	-	0	-	17	-	0	-	17

**YTD Repair Cost By Job Reason/ Location**  
For FM





# 10. Location YTD PM Summary

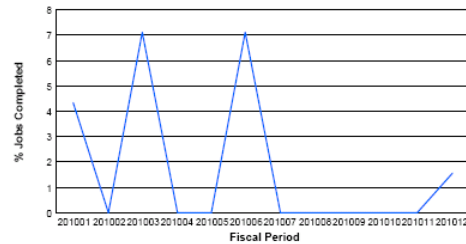
## Location YTD PM Summary

Asset Solutions Division

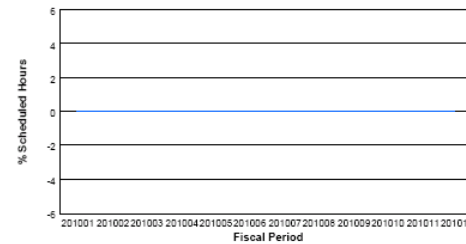
Report Printed: 1/11/2011 7:46:22AM By User: CSI

Location	PM Jobs Due	PM Jobs Opened	PM Jobs Complete	PM Jobs Incomplete	% Due Completed	Scheduled Hours	Actual Hours	% of Sched Hours
Location: NORMM - NORMANDIE COMPLEX MAINTENANCE						Fiscal Year: 2010		
201001	23	1	1	0	4.3%	19.0	0.0	0.0%
201002	2	0	0	0	0.0%	0.0	0.0	0.0%
201003	14	1	1	0	7.1%	3.0	0.0	0.0%
201004	16	0	0	0	0.0%	7.0	0.0	0.0%
201005	17	0	0	0	0.0%	5.0	0.0	0.0%
201006	14	2	1	1	7.1%	5.0	0.0	0.0%
201007	17	2	0	2	0.0%	52.8	0.0	0.0%
201008	8	0	0	0	0.0%	3.0	0.0	0.0%
201009	5	1	0	1	0.0%	0.0	0.0	0.0%
201010	26	2	0	2	0.0%	44.0	0.0	0.0%
201011	39	0	0	0	0.0%	98.5	0.0	0.0%
201012	64	3	1	2	1.6%	87.0	0.0	0.0%
NORMM	245	12	4	8	1.6%	324.3	0.0	0.0%

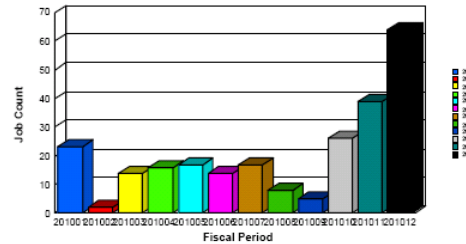
**% PM Jobs Due Completed**  
For NORMM



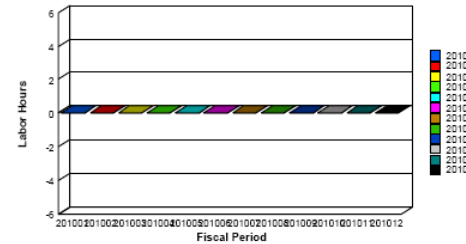
**% Of Scheduled Hours**  
For NORMM



**PM Jobs Due**  
For NORMM



**Actual Labor Hours**  
For NORMM



Location	PM Jobs Due	PM Jobs Opened	PM Jobs Complete	PM Jobs Incomplete	% Due Completed	Scheduled Hours	Actual Hours	% of Sched Hours
----------	-------------	----------------	------------------	--------------------	-----------------	-----------------	--------------	------------------



## Filters

### 11. \_LocClassFilters

		_LocCostHistFilters.aspX		Version:	22.0.0	Updated:	July 2022
Report Name(s)	Filters	Table	Field Name	LOV	Validation		
Location Class Summary	Maintenance Location	View_Category_Hist	Location	LovMaintenance.aspx	doesExist		
	Region	Loc_Gen	Loc_Region	LovRegion.aspx	doesExist		
	Asset Class	Category	Category_Class	LovCategoryClass	doesExist		
	Category	View_Category_Hist	Category	LovCategory.aspx	doesExist		

### 12. \_LocCostHistFilters

		_LocCostHistFilters.aspX		Version:	15.0.0	Updated:	December 2014
Report Name(s)	Filters	Table	Field Name	LOV	Validation		
Location Cost Summary	Maintenance Location	Loc_Gen	Location	LovMaintenance.aspx	doesExist		
	Region	Loc_Gen	Loc_Region	LovRegion.aspx	doesExist		

### 13. \_LocLaborProdFilters

		_LocLaborProdFilters.aspX		Version:	15.0.0	Updated:	January 2016
Report Name(s)	Filters	Table	Field Name	LOV	Validation		
Location Labor Productivity	Start Date-Time	View_Emp_Labor_Jnl	Start_Time		isDateShortcut		
	End Date-Time	View_Emp_Labor_Jnl	End_Time		isDateShortcut		
	Fiscal Period	View_Emp_Labor_Jnl	Fisc_Pd	LovFiscalPeriod.aspx	doesExist		
	Location	Loc_Gen	Location	LovMaintLoc.aspx	doesExist		
	Region	Loc_Gen	Loc_Region	LovRegion.aspx	doesExist		
	_ViewOJobFilters.inc	View_O_Job					

### 14. \_LocLaborStdFilters

		_LocLaborStdFilters.aspX		Version:	15.0.0	Updated:	December 2014
Report Name(s)	Filters	Table	Field Name	LOV	Validation		
Location Labor Standard	Maintenance Location	View_LocLaborStd	Job_Location	LovMaintLoc.aspx	doesExist		
	Region	View_LocLaborStd	Loc_Region	LovRegion.aspx	doesExist		
	Employee Number	View_LocLaborStd	Emp_No	LovEmployee.aspx	doesExist		



	Actual Hours	View_O_Job	Act_Labor_Hrs		isPosInteger
	Standard Hours	View_O_Job	Labor_Hrs		isPosInteger
	Industry Standard Hours	View_O_Job	Ind_Std_Labor		isPosInteger
	_ViewOJobFilters.inc	View_O_Job			
	_ViewOWoFilters.inc	View_O_WO			
	_UnitStandardFilters.inc	View_UDC_Main			

### 15. \_LocpdWOSumFilters

	_LocPdWOSumFilters.aspX		<b>Version:</b>	15.0.0	<b>Updated:</b>	December 2014
Report Name(s)	Filters	Table	Field Name	LOV	Validation	
Location Job Priority Status	Maintenance Location	Loc_Gen	Location	LovMaintLoc.aspx	doesExist	
Loc Period WO Summary	Region	Loc_Gen	Loc_Region	LovRegion.aspx	doesExist	
	_ViewOJobFilters.inc	View_O_Job				
	_ViewOWoFilters.inc	View_O_WO				

### 16. \_LocPMSumFilters

	_LocPMSumFilters.aspX		<b>Version:</b>	15.0.0	<b>Updated:</b>	December 2014
Report Name(s)	Filters	Table	Field Name	LOV	Validation	
Loc Period PM Summary	Maintenance Location	View_Work_Req_Occ	Location	LovMaintLoc.aspx	doesExist	
Location YTD PM Summary	Region	View_Work_Req_Occ	Region	LovRegion.aspx	doesExist	

### 17. \_LocReasonSumFilters

	_LocReasonSumFilters.aspX		<b>Version:</b>	15.0.0	<b>Updated:</b>	December 2014
Report Name(s)	Filters	Table	Field Name	LOV	Validation	
Location Reason Summary	Maintenance Location	View_WO_Loc	Location	LovMaintLoc.aspx	doesExist	
	Region	View_WO_Loc	Loc_Region	LovRegion.aspx	doesExist	
	_ViewOJobFilters.inc	View_O_Job				
	_ViewOWoFilters.inc	View_O_WO				

# Updates

Release	Section	Description
24.3	All sections	Created new individual report guides to replace the previous all-inclusive guide for increased usability purposes.